

MANNA FUND

2022 ANNUAL REPORT

CONTENTS

Revenues/Expenses

2022 Program Data

Demographics

Program Income + Donations

Manna House Updates



INCOME + EXPENSES


2022 INCOME

2021-2022 Comparison:

- \$1.2mm vs \$1.2mm

2023 Projected:

- \$1.2mm vs \$1.5mm



OTHER EXPENSES

\$46,857

(INSURANCE, MARKETING & LICENSES)

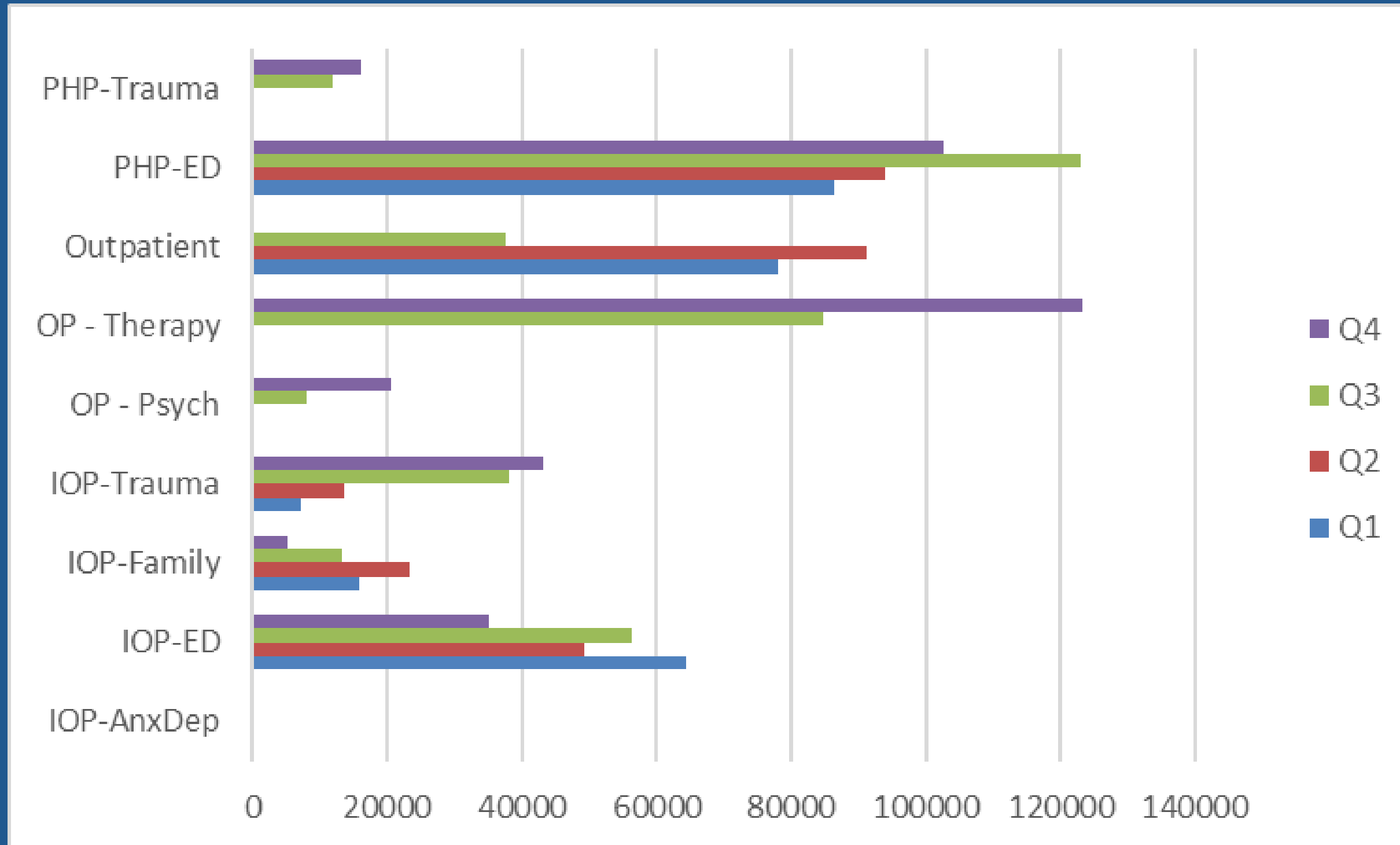
2022 EXPENSES

- Staff salaries:
\$ 970,949
- Office expenses:
\$ 173,268



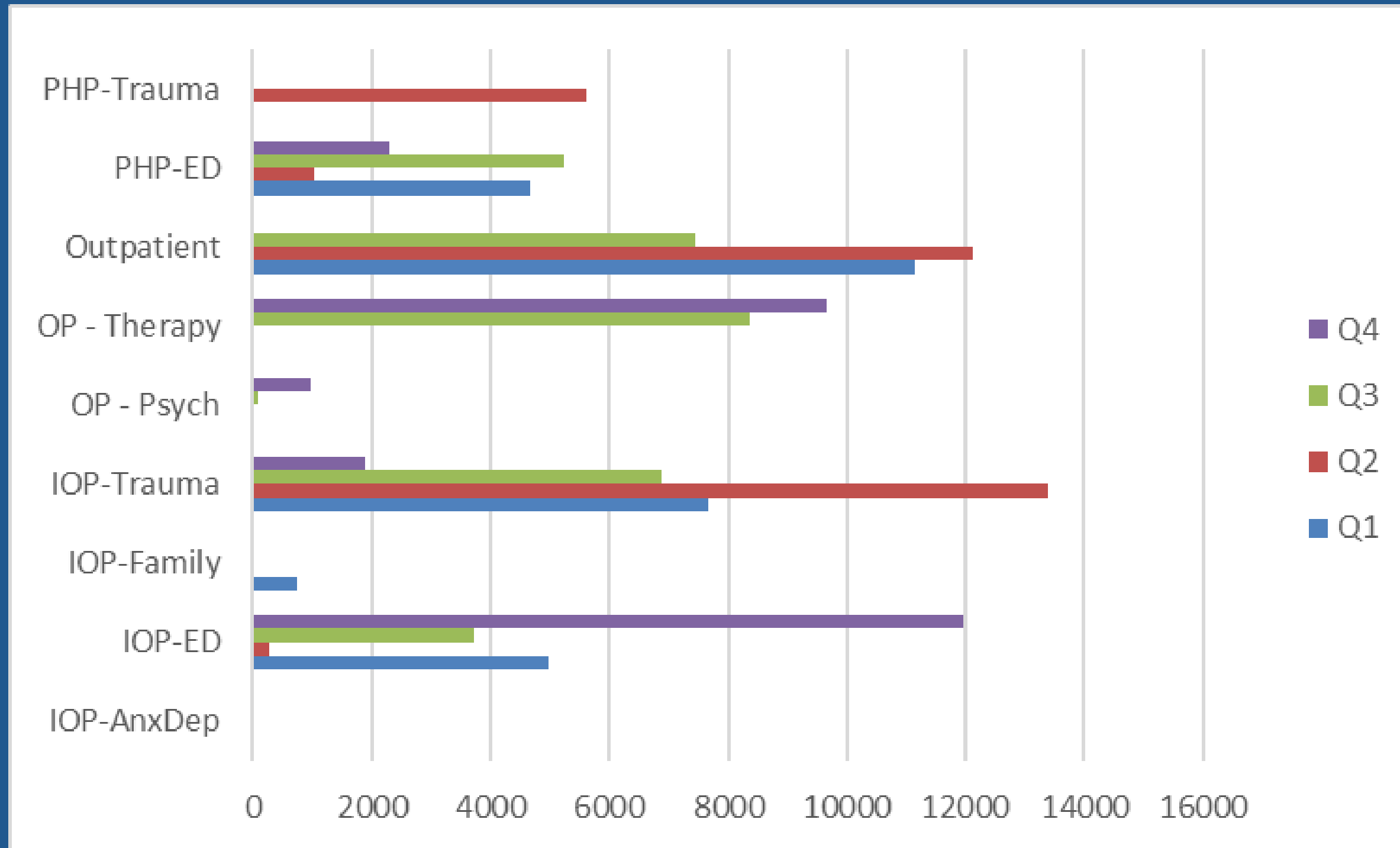
INCOME BY PROGRAM - MONTHLY

Total Income: \$ 1,241,557.79

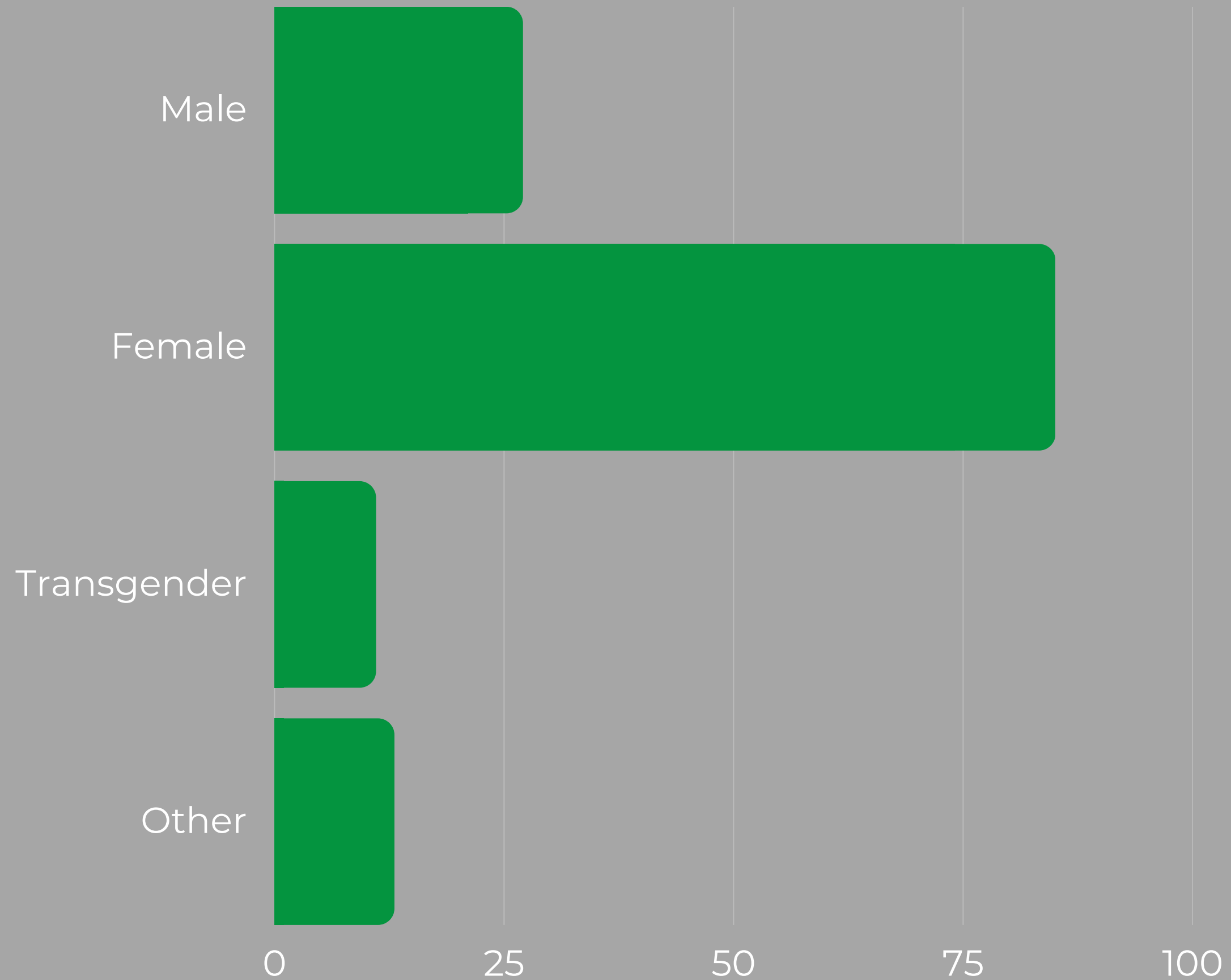


SCHOLARSHIPS BY PROGRAM - MONTHLY

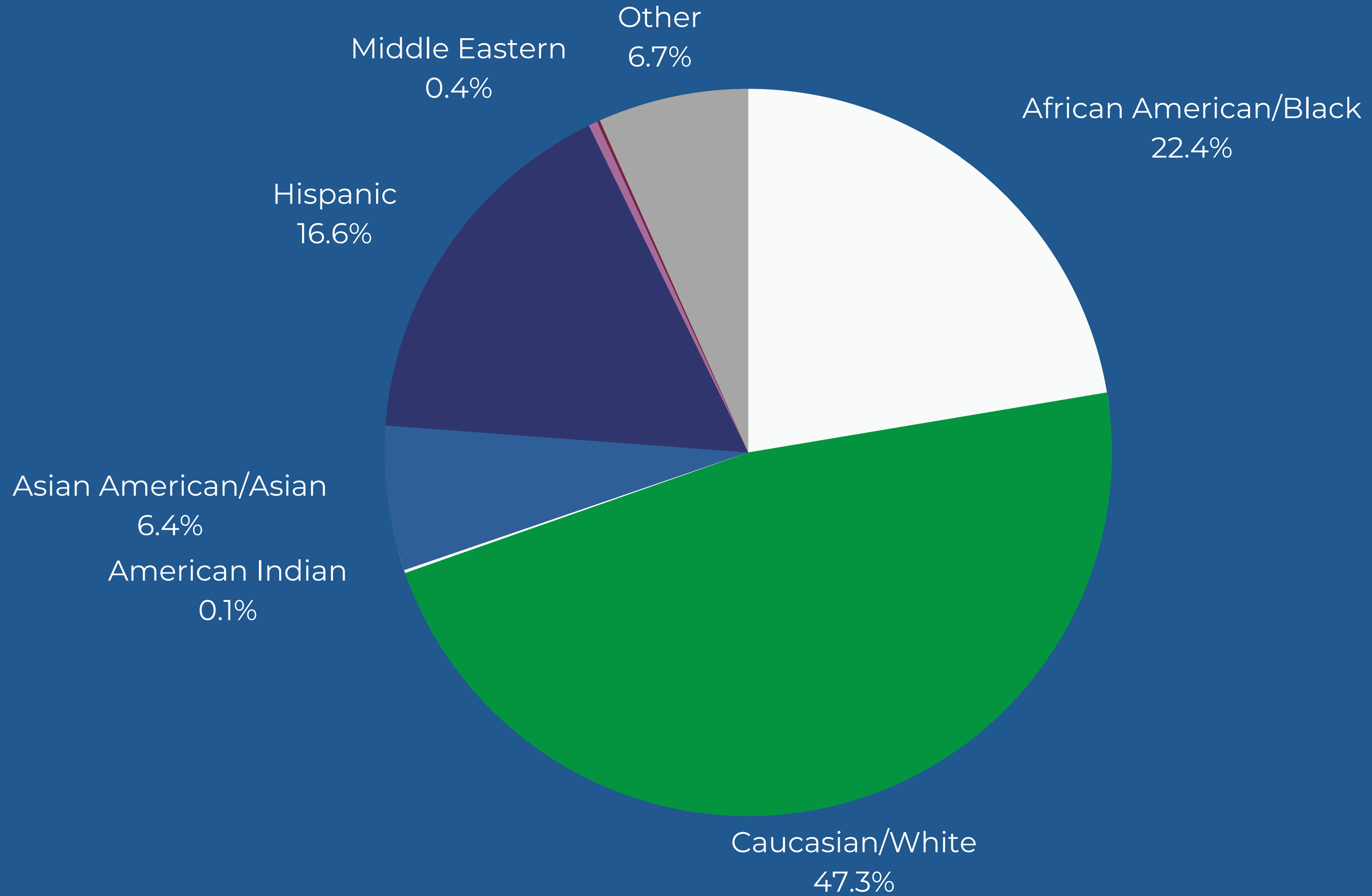
Total Scholarship: \$ 120,148.78



GENDER OF CLIENTS



ETHNICITY OF CLIENTS



CLIENT DEMOGRAPHICS BY COUNTY

TOTAL CLIENTS SEEN
IN 2022 : 1413

County	Clients Seen
Banks	9
Barrow	33
Bartow	1
Bibb	1
Butts	3
Carrol	1
Catoosa	1
Chatooga	1
Cherokee	6
Clarke	10
Clayton	3
Cobb	44
Columbia	1
Coweta	4
Crisp	1
Dawson	3
Dekalb	43
Dougherty	1
Douglas	1
Fannin	1
Fayette	1
Floyd	1
Forsyth	30
Franklin	1
Fulton	94
Glynn	2
Gwinnett	921
Habersham	3
Hall	58
Hart	1
Henry	6
Houston	1
Jackson	30
Madison	1
Newton	7
Oconee	3
Paulding	6
Pike	1
Richmond	2
Rockdale	2
Spalding	8
Stephens	15
Walton	47
White	4



City	Clients Seen	City	Clients Seen	City	Clients Seen
Acworth	7	Homer	2	Watkinsville	2
Albany	1	Hoschton	14	Williamson	1
Alpharetta	29	Jackson	3	Winder	18
Athens	10	Jefferson	10	Woodstock	3
Atlanta	56	Johns Creek	2		
Auburn	13	Kennesaw	8		
Augusta	2	Lavonia	1		
Austell	1	Lawrenceville	408		
Ball Ground	1	Lilburn	82		
Bethlehem	7	Lithonia	4		
Bishop	1	Locust Grove	1		
Bonaire	1	Loganville	40		
Bowersville	1	Lula	4		
Braselton	6	Mableton	2		
Brookhaven	1	Macon	1		
Buford	97	Marietta	18		
Canton	2	Martin	12		
Carrrollton	1	Martin	3		
Cartersville	1	Maysville	1		
Clarkston	2	McDonough	1		
Cleveland	4	Menlo	1		
Colbert	1	Mineral Bluff	1		
Commerce	2	Monroe	7		
Conyers	2	Morrow	1		
Cordele	1	Newnan	3		
Cornelia	3	Norcross	37		
Covington	6	Oakwood	2		
Cumming	30	Oxford	1		
Dacula	46	Peachtree City	1		
Dallas	5	Peachtree Corners	2		
Dawsonville	3	Pendergrass	4		
Decatur	17	Powder Springs	3		
Doraville	1	Rex	1		
Douglasville	1	Ringgold	1		
Duluth	79	Rome	1		
Dunwoody	1	Roswell	5		
Evans	1	Saint Simons	2		
Faiburn	1	Sandy Springs	1		
Flowery Branch	30	Sharpsburg	1		
Forest Park	1	Smyrna	5		
Gainesville	26	Snellville	44		
Gillsville	2	Statham	2		
Grayson	24	Stockbridge	3		
Griffin	8	Stone Mountain	7		
Hampton	1	Sugar Hill	3		
Hiram	1	Suwanee	86		
		Tucker	10		

CLIENT DEMOGRAPHICS BY CITY



2022 PROGRAM INCOME

OP - \$443,339
IOP ED - \$204,997
IOP - Trauma \$102,041
IOP - Family \$57,423
PHP - ED \$405,911
PHP - Trauma \$27,843

\$1,241,554

2022 SCHOLARSHIP DONATIONS

IOP-ED	\$20,927
IOP-Family	\$743
IOP-Trauma	\$29,825
Outpatient	\$49,803
PHP-ED	\$13,248
PHP - Trauma	\$5,600
Other	\$50

\$120,198



16,382 BILLED APPOINTMENTS

Billed PHP charges in 2022 = \$725,972

Billed IOP charges in 2022 = \$669,531

Billed OP charges in 2022 = \$846,634

PHP APPOINTMENTS: 6,662

IOP APPOINTMENTS: 4,928



2022 PROGRAM BREAKDOWN

IN 2022, WE ALSO ASSESSED 293 NEW CLIENTS FOR ALL LEVELS OF CARE/SERVICES.



AVERAGE LENGTH OF STAY

- ADOLESCENT IN IOP ED: 38 DAYS
- ADULT IN IOP ED: 47 DAYS
- TRAUMA IOP: 79 DAYS
- ADOLESCENT IN PHP ED: 48 DAYS
- ADULT IN PHP ED: 74 DAYS





HEAR WHAT OUR CLIENTS ARE SAYING

"It's been a blessing finding Manna. The programs that they provide are incredible. I was in the Trauma Program and I can not tell you enough how much growth I've had. Every group in each program will teach you something. It's an emotional journey but each and every therapist is so supportive and caring. You'll truly feel the light to your tunnel is getting closer. One very important thing that you have to know is; what YOU give is what YOU will receive.

Healing may feel hard but you can do hard things."

-Trauma Program Client



MANNA HOUSE

We are currently in the due diligence process of opening our Recovery Residency in Dunwoody. We are hoping to have our first residents by end of June.

It's getting close!

FUTURE PLANS



♥ We would like to ramp up our scholarships from 10-12% to 20-25%. This would mean that we will need to double or more than double our giving, which will make us dependent on outside donations.



Come and Get Your Love

